
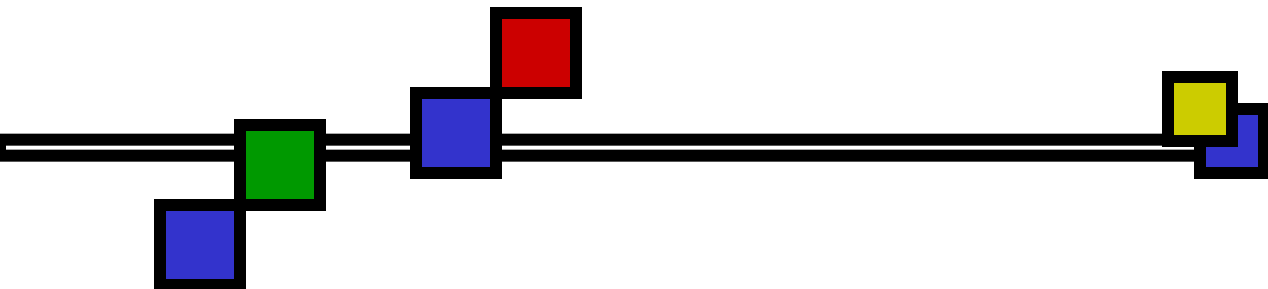



Turn up the AC: It's Hot In Here

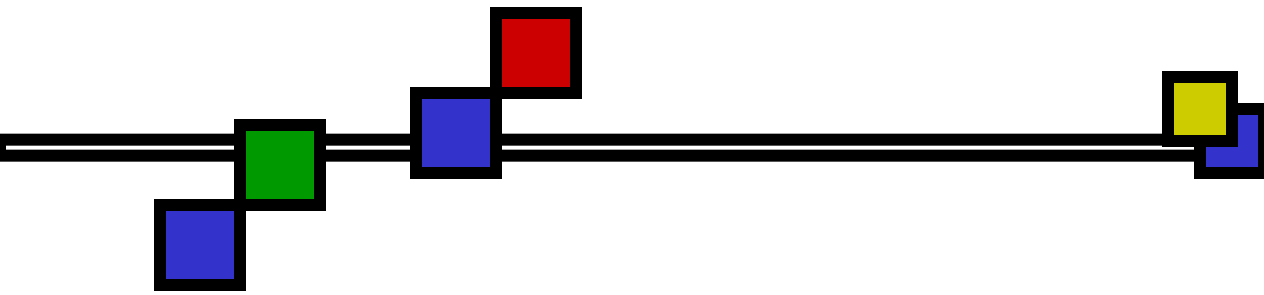


Anita Green
Central Carolina CC
agreen@cccc.edu





NUMBER OF THE DAY





What is Active Learning?

- Instructional activities involving learners in doing things and thinking about what they are doing
- Derived from two basic assumptions:
 - That learning is by nature an active process
 - That different people learn in different ways



People generally remember...
(learning activities)

10% of what they read

20% of what they hear

30% of what they see

50% of what they see and hear

70% of what they say and write

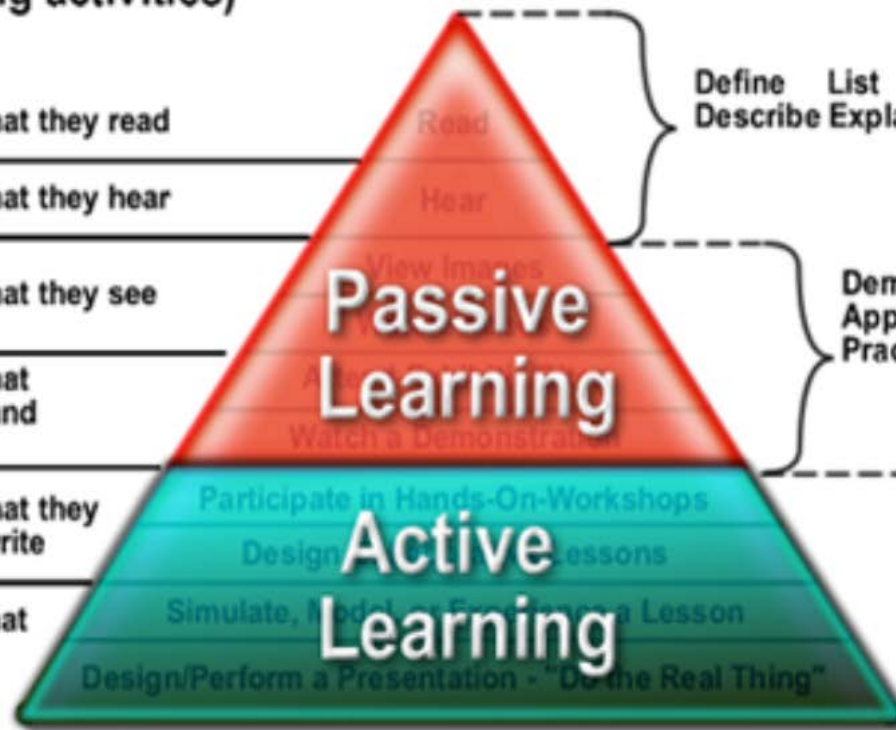
90% of what they do.

People are able to...
(learning outcomes)

Define List
Describe Explain

Demonstrate
Apply
Practice

Analyze
Define
Create
Evaluate





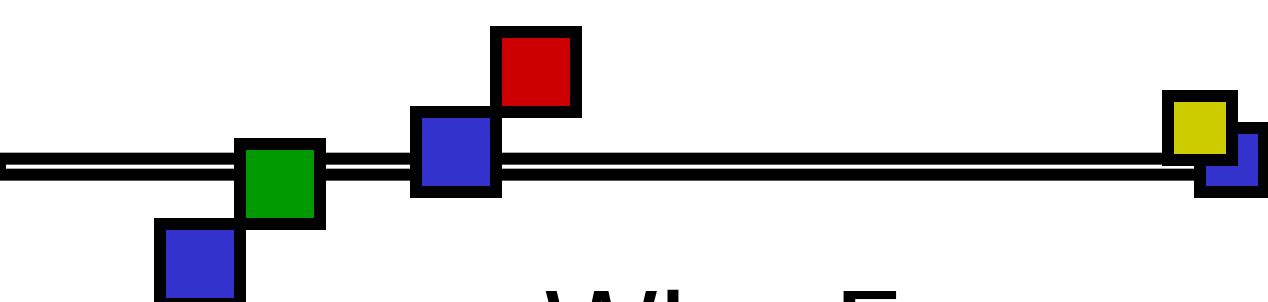
Charades

- Your first career aspiration

My boss told me "Dress for the job you WANT, not for the job you HAVE."


Now I'm sitting in a disciplinary meeting wearing my Catwoman costume






Why Engage in Active Learning?

- Has a powerful impact on learners' learning
- Strategies promoting active learning are comparable to lectures in promoting the mastery of content, but superior to lectures in promoting the development of learners' thinking skills






Why Engage in Active Learning?

- Engages learners in higher-order thinking tasks such as analysis, synthesis, and evaluation
 - Various learning styles are best served by engaging learners in active learning activities
- 





Benefits of Using Active Learning

- Active learners use their prior knowledge in making meaning from the content
 - Active learners think critically about and create their own elaborations
- 



Benefits of Using Active Learning


- Active learners are cognitively engaged
 - Active learners employ a wide range of reading and learning strategies
- 
- 



Examples of Active Learning Strategies

- Think – Pair Share
 - Lecture - Discussion
 - Questioning
 - Case studies
 - Supervise Study
 - Demonstration
 - Panel Discussion
- 


A Matter of Diamonds





The Information





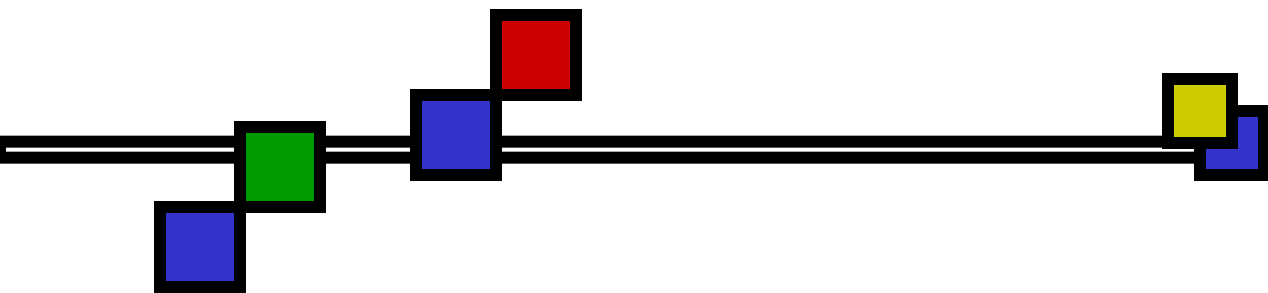
- Mrs. Diana Dogge, Dr. C. D. Spaniel and Owen Weimaraner were having tea on the Dogge patio and examining some diamonds that Mr. Weimaraner was showing in the hope of selling. The diamonds were on the small, dark platter near the center of the table when someone inside the house yelled "Fire!" and the three fled the patio. The fire, which had been set, damaged a curtain but was easily extinguished, and it was not determined who had given the alarm. When the trio returned, the diamonds were gone.
 - Wilber, who had been chasing butterflies, came upon the scene as shown. He questioned the trio and all of them gave similar answers to the effect that at the alarm they had jumped up and ran into the house and that no one had noticed what the others did.
 - From a study of the scene, Wilbur guessed who had stolen the diamonds. And he was right, of course. He always is.
- 



The Questions



Possible suspects:
Mrs. Dogge
Dr. Spaniel
Owen Rottweiler

- Do you think the diamonds blew away? (Hint: What in the picture would show that it was windy or not?)
 - Does Mrs. Dogge's wealth eliminate her as a suspect? Yes or No?
 - Had all three people left the table in same way, making similar movement? Yes or No? (Hint: Look at their tea cups, are they all in the same position?)
- 
- 





Possible suspects:
Mrs. Dogge
Dr. Spaniel
Owen Rottweiler

- Where did Mrs. Dogge sit? (Hint: She was the hostess and would have poured the tea.) A? B? or C?
- Where did the doctor sit? (Hint: What do doctors write prescriptions on?) A? B? or C?
- Was the doctor nervous? Yes or No?
- Who stole the diamonds? Why do you think that?




The Van Bliven Necklace





The Information





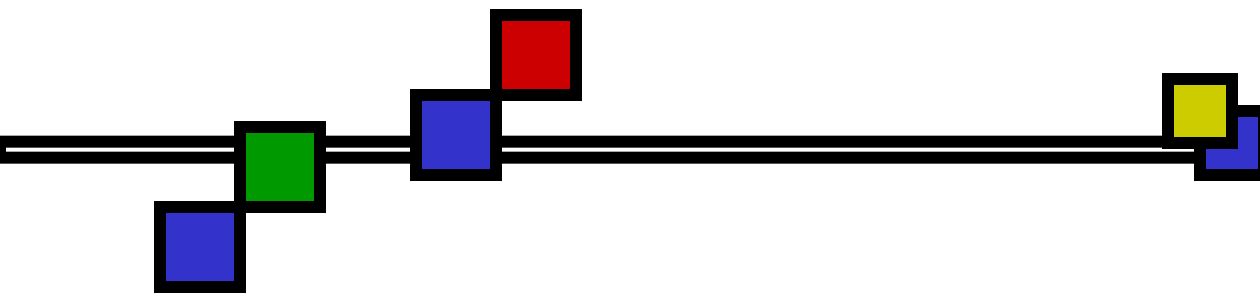
- Mrs. Van Bliven loved caviar and bubble baths, and indulged herself accordingly. Part of her hotel room is shown, both before and after the disappearance of her \$25,000.00 necklace. She said she'd locked her door and taken her bubble bath at seven o'clock, and she denied that the phone had run, although the operator stated that it had.
 - The police searched three suspects and their belongings, and found nothing. The suspects were: Mrs. Van Bliven; Emmy, the pert little chambermaid; and Honore Schmidt, who had an adjacent room which shared Mrs. Van Bliven's balcony.
 - Whom would you arrest for the theft, and what do you think happened to the necklace?
- 



The Questions

Possible suspects:
Mrs. Van Bliven
Emmy, the maid
Honore Schmidt,
next door


- 
- Which picture shows the room before the theft? A or b?
How do you know that?
 - Was Mrs. Van Bliven traveling?
 - What three objects were searched by the criminal?
 - Is Mrs. Van Bliven's denial of the phone call incriminating?
- 

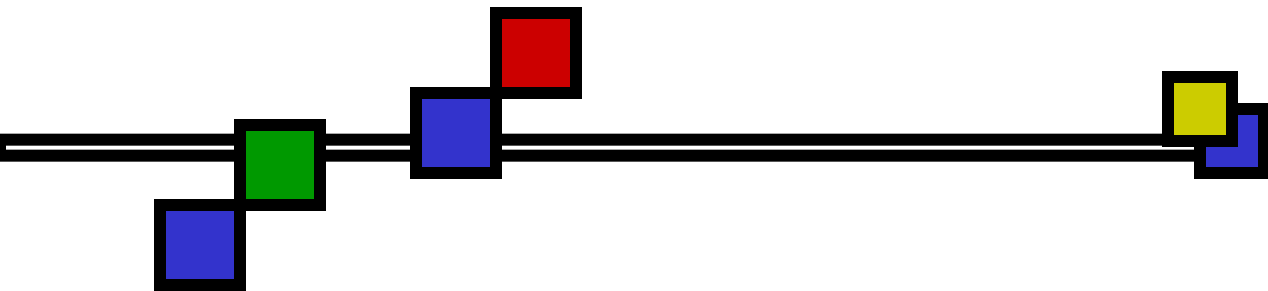


Possible suspects:
Mrs. Van Bliven
Emmy, the maid
Honore Schmidt,
next door

■ Was the pane of glass broken from outside? Yes or no. How can you tell?


- Could Schmidt have entered through the patio doors? Yes or no?
- Would Emmy's presence in the room have been incriminating? Yes or no?
- Is there evidence that Emmy was in the room? Yes or no?





Possible suspects:
Mrs. Van Bliven
Emmy, the maid
Honore Schmidt, next
door

- Do you think that Emmy broke the pane of glass? Yes or no?
- Is it possible that Mrs. Van Bliven faked the theft for the insurance money? Yes or no?
- Where would you look for the necklace?
- Who stole the necklace?



The Product Game

1	2	3	4	5	6
7	8	9	10	12	14
15	16	18	20	21	24
25	27	28	30	32	35
36	40	42	45	48	49
54	56	63	64	72	81

Jim

Pam

Get 4 in a row by moving the markers to the number line to form products

1

2

3

4

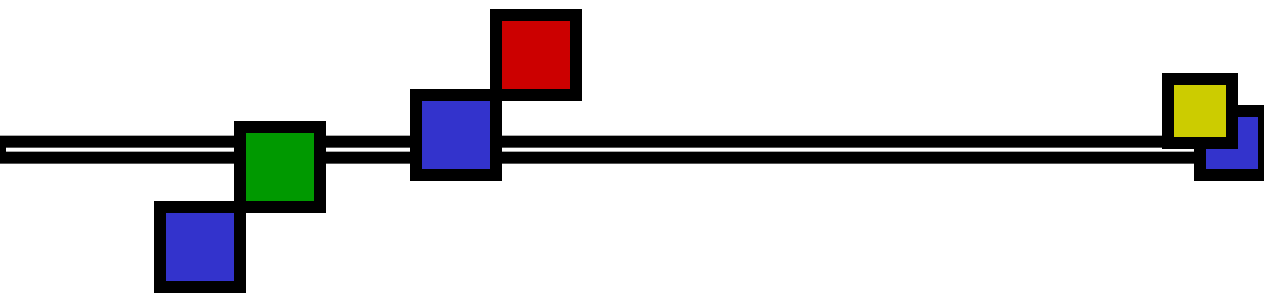
5

6

7



8

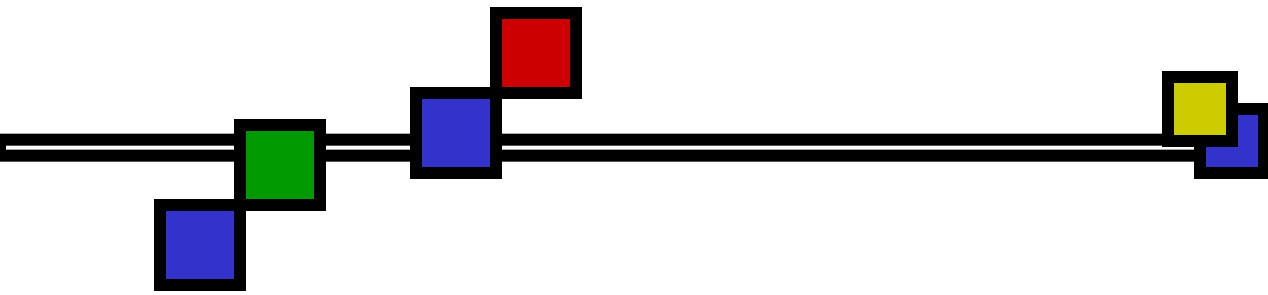
9




Summary

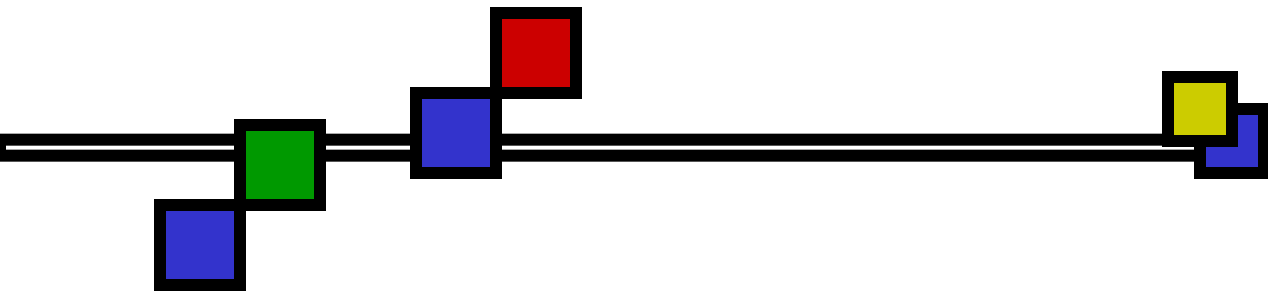
- Use active learning strategies to engage learners in their own learning.






This Is Your
Education, Not the
Teacher's






6 Word Memoir



Focus Word: Teaching





Externally strong-
Internally unstable-
Enigmatic individual.